


ASTRA

MODULAR DISPLAY SYSTEM

light up your brand with limitless possibilities




Astra Modular Connectors




45° Connector Set
Connect two Astra walls at a 45° angle.



90° Connector Set
Connect two Astra walls at a 90° angle.



180° Connector Set
Connect two Astra walls at a 180° angle.




T & Bridge Connector Set
Install overhead Astra wall horizontally across the top of your Astra displays or connect three Astra walls in a T shape.

Add-Ons



Hanger Clip
Hang merch off your Astra frame.



Literature Holder
Hang to display literature.
Pocket size:
9.25"W x 14"H x 1.25"D



SHOWDOWNDISPLAYS.COM

ASI: 87188 PPAI: 254687 SAGE: 67383 UPIC: SHOWDOWN

Showdown
DISPLAYS

ASTRA MODULAR DISPLAY SYSTEM

Innovative, lightweight, and customizable display solution designed to captivate audiences with its seamless integration of LED lighting.

- Modular design allows you to expand and modify into various configurations
- Combine with other Astra components to craft a highly adaptable and visually striking display (sold separately)
- Integrated LED lights on top and bottom provide edge-to-edge illumination
- Black PVC frame offers a sophisticated look while ensuring durability
- 4.75" frame depth
- Artwork is dye sublimated on backlit woven polyester
- SEG for easy graphic panel installation
- Includes two graphic panels for a double-sided display
- Includes a soft case with protective hard foam lining
- Each product plugs into any standard USA outlet
- Tool-free assembly
- UL listed



Astra Walls




Lightweight and portable snap-fit interlocking frame sets up in minutes.



Hardware can be assembled to be 6.5'H or 8'H. Replacement graphics are available online.

Astra Counter



Countertop supports up to 20 lbs.

Astra Monitor Mount




Monitor cord can be threaded through the channel on the frame to limit visibility.



Max monitor size of 50" (monitor not included).

Astra Shelves



Single and double shelves can be attached at any height on a 3"W wall and displayed flat or at a 20° angle.




Side shelf can be displayed on the left or right side of any size wall and at any height.

Looking for a ready-to-go booth package?

We offer pre-made Astra kits.
See website for available kit options.



kit 4



kit 1



SHOWDOWNDISPLAYS.COM

ASI: 87188 PPAI: 254687 SAGE: 67383 UPIC: SHOWDOWN

Showdown[®]
DISPLAYS